

VEROTEC

Electronics Packaging

- Standard Products
- System Integration
- Contract Manufacture



Total Access Cases

Total Access Cases

APPLICATIONS

The total access case covers all applications requiring a stylish, high quality desktop case for instruments requiring all round access. concealed front panel fixings are incorporated to the design to give a clean frontal appearance. Combined with its accessories it offers the Ultimate in versatility and accessibility.

CONSTRUCTION

Total accessibility is achieved by the simple lease of the four side retaining screws. The front panel, chassis side members and rear panel form an integral chassis which can be locked on prior to assembly of the top and ,bottom covers. Anti slip, moulded tilt feet give an improved viewing angle of the front panel.

MATERIAL SPECIFICATION

Top, bottom & covers: 0.9mm Zintec coated steel
 Front and rear panels: 3mm satin anodised aluminium
 Chassis side member: 0,9m Zintec coated steel
 Side infill: Alloy die casting
 Feet: Moulded in ABS mid grey
 Colours: Top and bottom cover, light grey
 BS4800 00A01;
 Infills and feet, mid grey
 BS4800 00A05

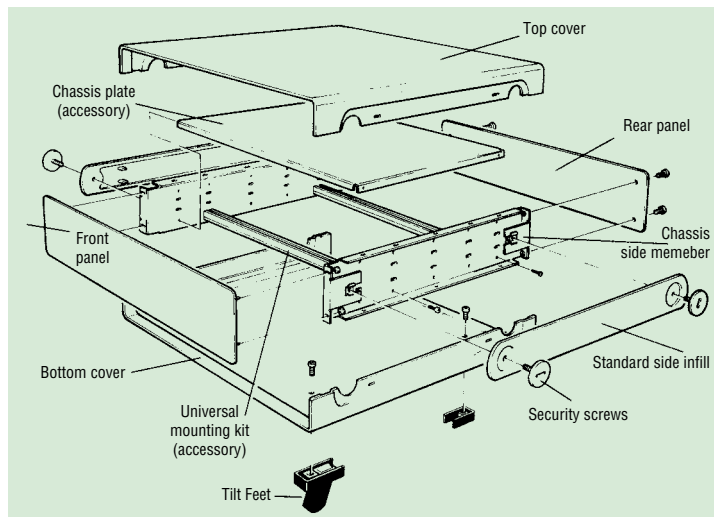
CONTENTS OF KIT

1 Top cover
 1 Bottom cover
 2 chassis side members
 2 side infills
 4 security screws
 4 feet
 1 Front panel
 1 Rear panel
 1 Screw kit

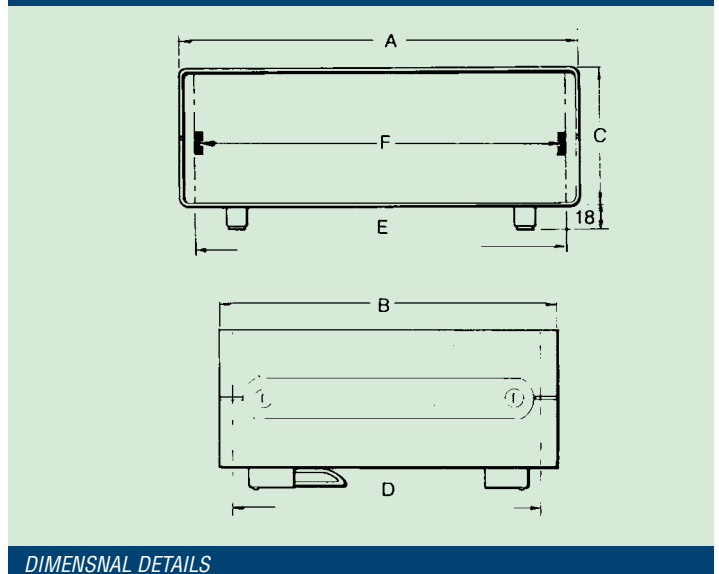
Ordering information



Total Access cases



EXPLODED VIEW



DIMENSNAL DETAILS

Case reference	Overall width A	Overall depth B	Height (no feet) C	Front panel dimension	Internal depth D	Internal width E	Board width with guides fitted F	Order code
1	342	260	70	65 X 337	235	305	302,6	212-201451
2	205	260	70	65 x 200	235	168	165,6	212-201454
3	430	260	100	95 x 425	235	393	390,6	212-201457
4	305	260	100	95 x 300	235	268	265,6	212-201460
5	205	260	150	145 x 200	235	168	165,6	212-201463

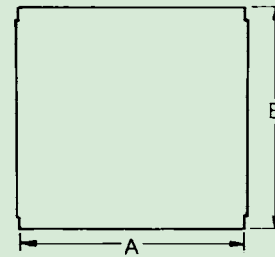
CHASSIS PLATE

This may be fitted at different heights between the chassis side members and can also be inverted, thus giving a wide range of mounting heights. Supplied complete with fixings

MATERIAL: 0,9mm Zinc coated steel

Ordering information

For case size	A	B	Order code
1	305	185	N/A
2	168	185	212-27827
3	393	185	212-27828
4	268	185	212-27829
5	168	185	212-27827



CASSIS PLATE

UNIVERSAL MOUNTING KIT

This includes extrusions which fix to the chassis side members in a number of alternative positions. The fixings are fully adjustable across the width of the case, giving a universal mounting system to suit Eurocards and other circuit board sizes.

Supplied in pairs complete with fixings.

MATERIAL: Anodised aluminium.

Ordering information

For case size	A	Order code
1	305	212-27840
2	168	212-27841
3	393	212-27842
4	268	212-27843
5	168	212-27841



UNIVERSAL MOUNTING KIT

CLIP IN GUIDES

These guides are available in three lengths and provide a quick and simple method of circuit board mounting for a wide range of applications. They are suitable for 1,6mm thick boards. Supplied as individual items.

CLIP IN GUIDE COMPATIBILITY

CASES 1 & 2

Will accommodate 3 sizes of clip in guide in the horizontal plane on 3 levels.

CASES 3 & 4

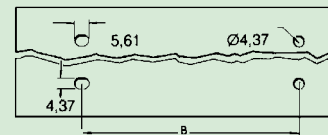
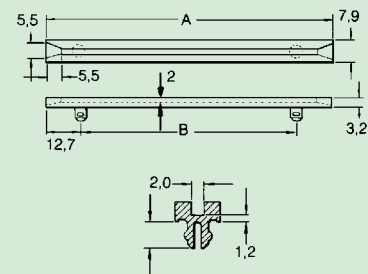
Will accommodate 3 sizes of clip in guide in the horizontal plane on 4 levels.

CASE 5

Will accommodate 3 sizes of clip in guide in the horizontal plane on 6 levels. It will also accept clip in guide 29 0122C on the vertical plane in various positions.

Ordering information

A	B	Order code
101,6	76,2	29-0122
139,7	76,2	29-0124
177,8	152,4	29-0126



CLIP-IN GUIDES